



# IPMS ORANGE COUNTY

## Newsletter – November 2014

### Volume 22 # 11

#### Southern California's Premier Model Club

## **The President's Column**

### **By Sean Fallesen**

## **In This Issue**

<i>Table of Contents</i>	<i>Page</i>
Notice of Club Elections	4
Financials	5
USA Membership	6
Editor's Column	7
Membership Renewal Form	8
News Flash	9
USA Junior Scale Modeling	10
Club Meeting Locations	11
Contest Table	13
MOTY	14
Monthly Contest Results	15
Contest Photos	16
Cars and Coffee	21
Who is Norm Grabowski?	26
Airbrush Shootout	33
Upcoming Events	36
Contest Themes	37

As I've been working on a certain large rebuild project, I've gotten to thinking again about matters of quality and effort. What am I willing to put into a project, and for what am I willing to pay extra so I don't have to deal with it? And at what price level should I be offended that a certain degree of quality has *not* been provided?

All these points are highly subjective, of course. I'm pretty forgiving, but I've seen people rip kits viciously over easily corrected glitches. On the other hand, I've seen kit reviews where, say, a resin model is lauded as having "flawless casting" and being "superbly detailed;" but when I bought one it was warped and full of bubbles, and it was clear the master itself had its details misaligned, mislocated, and irregular – then *I* might take a crack at ripping it!

Stepping back to the most basic level though, consider: when you started, remember the fun of just having a model, and the only thing you might need was glue (unless it was a snap kit)? And then, for your builds to be more sophisticated, more *advanced* than your friends, you simply needed a few bottles of paint and a brush, and a couple tools (X-Acto knife and tweezers) to get the parts cleaned up and more precisely placed.

Fast forward through the discovery of masking tape, sanding sticks, putty, spray cans and/or airbrushes, and clearcoats. (As a kid, it took a while to grasp the concept of paying

money to buy a can of *clear* paint.) Then we pass into weathering – multiple types of paints, washes, powders, etc. And then you get into multiple ways to fill gaps – funny how that putty job looked so good the first time you did it, but looking at it again years later, you cringe at the faint seam line still there, or the not-quite sanded putty spread, or the missing surface detail or flat spot where the sanding went too far. By now there's a whole menagerie of finishing products you've amassed.



### The President's Column

And then there's the aftermarket products. The photo-etch. The turned gun barrels. The decal sheets. The replacement tracks. Let's not even start on the subject of reference material!

And yes, kits have gotten a lot more expensive than they used to be. But even for an overall increase (can't buy much of anything for 15 cents anymore), the price range varies wildly between manufacturers and even between different kits by the same manufacturer. So sure, if it costs more, you expect more... or you don't expect more, you just expect that price from this particular company.


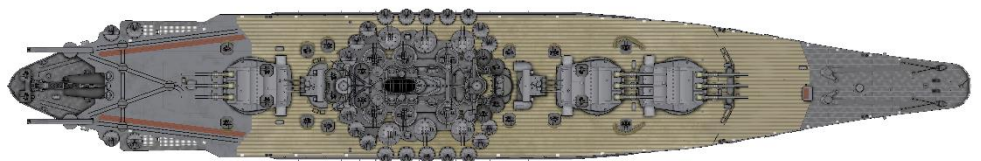
So against that backdrop, I consider again: what's worth it and what's not? The best answer I can come up with is that it all depends on the subject. I'm willing to go a long way for some subjects, but not others. For some subjects, just having one at "close enough" is acceptable; for others, I won't be satisfied until the errors are fixed. Then there's the issue not of accuracy and detail, but of molding and/of constructability. If every piece has to be filled and sanded to remove sinkholes, dimples, and so on, then even a subject I'm passionate about loses its luster. Likewise if it's a real pain to fit together.

I remember Mark Deliduka's huge Armored Train from a few years back. I watched him build that over several months. Given the quality of that kit, I would never have even tried. I would have been kicking myself had I bought it sight-unseen. But Mark managed to build it because he enjoyed the subject so much. Whereas I have been selling off or donating away many of my old Monogram jet models, ones which I absolutely loved and longed to collect back when I was young – and all because cleaning up the seams is a pain.

I've heard it said, "Life's too short to build bad models." When multiple options are available, I can see the logic in that, but where's your threshold for it being worth the extra cost for one over another? And when there are no other options for a subject, at what point do you decide it's just so bad you'd rather do without that put up with it?

This is all highly personal, and I expect your own sense of value vs. cost vs. interest in subject changes with time and circumstances. There's no answer here – not sure there's

even a question. Just pondering my own interests and price vs/ labor thresholds. As for me, I'd rather not build another 1:200 Yamato once I finish this one. **SF**



# IPMS ORANGE COUNTY Newsletter

## November 2014



### Meeting Notice & Agenda

**Date:** November 21, 2014

**Theme:** Thanks to the Tanks

**Doors Open:** 7:00 p.m.

**Meeting:** 7:30 to 10:00 p.m.

**Location:** La Quinta Inn & Suites

3 Centerpointe Drive

La Palma, CA 90623

Off the 91 Fwy at Valley View



## 2014 Chapter Officers

President	Sean Fallesen <a href="mailto:sean@ipmsoc.org">sean@ipmsoc.org</a>
1 <sup>st</sup> Vice President	David Frederick <a href="mailto:david@ipmsoc.org">david@ipmsoc.org</a>
2 <sup>nd</sup> Vice President	David O'Barr <a href="mailto:davido@ipmsoc.org">davido@ipmsoc.org</a>
Treasurer	Michael Bare <a href="mailto:michael@ipmsoc.org">michael@ipmsoc.org</a>
Secretary	William Green <a href="mailto:william@ipmsoc.org">william@ipmsoc.org</a>
Contest Director	Darnell Pocinich <a href="mailto:darnell@ipmsoc.org">darnell@ipmsoc.org</a>



## Volunteers

Chapter Contact Nat Richards  
(949) 631-7142  
[ocipms@aol.com](mailto:ocipms@aol.com)

Newsletter Editor Terry Huber  
(714) 544-8908

[thuber1967@yahoo.com](mailto:thuber1967@yahoo.com)

Webmaster Joe LoMusio  
[ipmsoc.Joe@gmail.com](mailto:ipmsoc.Joe@gmail.com)

Mail IPMS Orange County  
P.O. Box 913  
Garden Grove, CA 92842  
[ocipms@aol.com](mailto:ocipms@aol.com) [www.ipmsoc.org](http://www.ipmsoc.org)  
National Website [www.ipmsusa.org](http://www.ipmsusa.org)



### ***Notice of Election of Officers***

The November meeting of the Orange County Chapter of the International Plastic Modelers Society is designated by our chapter's Constitution and Bylaws as the time for the annual election of officers for the next calendar year.

The Constitution and Bylaws designate the following offices to be filled by vote of the membership present at the regular November meeting:

- President
- 1st Vice President
- 2nd Vice President
- Secretary
- Treasurer
- Contest Director

#### **Who may run for office?**

There is one formal requirement and one that is a practical requirement. The formal requirement is that you must be a current member of IPMS Orange County. If you are a current member, you are eligible to have their name placed in nomination. The informal requirement is that you must be willing to expend time and effort each month, as these offices bring with them real responsibilities. In the event that you are elected to office you must join, if you are not already a member, our parent organization – IPMS/USA.

If you are interested in standing for office, please approach the current president, Sean Fallesen or the secretary, William B. Greene and they can tell you what is involved in the various jobs.

At the November meeting, nominations will be made and votes cast. Only current members of IPMS/OC may cast a vote. All members should plan on bringing either their name badge or membership cards.

There are also a number of positions appointed by the E-Board. These include Assistant Contest Director, Sergeant at Arms, Contest Photographer, Web Master and Newsletter Editor. If interested in one of these positions, speak to the E-Board.

### ***Distressed Kit Auction – December meeting***

Just a quick note to remind everyone that December is our DKA meeting. If you would like to donate any half started, missing parts or altogether there kits for the auction please bring them to the meeting and drop off with Sean Fallesen or one of the other guys running the auction.

# IPMS ORANGE COUNTY Newsletter

## November 2014



### Club Logo T-Shirts and Crew Shirts




We have a few sizes left on the club T's and Crew shirts. As you know by now our Treasurer Michael Bare can accept credit cards, PayPal and of course checks and cash as well for payment. One of the easier ways to check on a size and availability of a shirt is to send Michael Bare an email [michael@ipmsoc.org](mailto:michael@ipmsoc.org) with your type of shirt and size. The T's are \$15 and the Crew shirts are \$75.

### From Our Treasurer

#### Financial Statistics for the meeting in October 2014

Admission		Distressed Kits	\$
Members	27	Monthly Raffle	\$ 166.00
Non-Members	7		
Juniors	0	Total Income	\$ 350.00
Paid in Full	8	Total Expenses	\$ (270.57)
Guests	1	Profit / (Loss)	\$ 79.43
<hr/>			
Total Attendance	43	\$ in Checking	\$ 1,777.42
		\$ in Savings	\$ 6,410.55
Memberships / Renewals		\$ in PayPal	\$ 100.00
Regular	0	Total in Bank	\$ 8,287.97
Youth	0		
Full Year	0		



# IPMS ORANGE COUNTY Newsletter

## November 2014



### IPMS / USA Membership

Membership is of great importance, both here at the level of the local chapter as well as the National level. Our club is one of the 230 plus local chapters of our parent organization, IPMS USA. As a long time member I can highly recommend the expenditure of the additional dollars to become a member of the national organization.

With membership come six copies of the IPMS Journal publication which is better than ever, and the right to participate at the IPMS National Convention contest. The subscription to the Journal alone is worth the cost of joining.

A copy of the membership application is below or available on our website, or at the IPMS / USA website address, [www.ipmsusa.org](http://www.ipmsusa.org). Complete the form and return it to the address listed at the bottom of the form along with your method of payment.

**International Plastic Modelers' Society Membership Application**

IPMS No. \_\_\_\_\_ Name \_\_\_\_\_  
(Leave Blank if New) First MI Last  
Address: \_\_\_\_\_  
City: \_\_\_\_\_ State: \_\_\_\_\_ Zip: \_\_\_\_\_ - \_\_\_\_\_  
Email: \_\_\_\_\_  
Phone: Area Code: \_\_\_\_\_ Number: \_\_\_\_\_  
Chapter Affiliation, if any: \_\_\_\_\_  
(Current Members Only)  
 Check here if new address, and list old Zip Code \_\_\_\_\_ - \_\_\_\_\_  
 Junior (17 years old and younger) \$12; Birth date: \_\_\_\_\_  
 Adult \$25;  Adult 2 Yrs \$49;  Adult 3 yrs \$73  
 Canada & Mexico \$32;  Foreign (Sea) \$32;  Foreign (Air) \$55  
 Family (Adult Membership + \$5, one set of Journals,  
Number of Membership Cards required \_\_\_\_\_)  
 If recommended by an IPMS member, please provide his/her  
Name: \_\_\_\_\_ IPMS# \_\_\_\_\_  
Mail completed application and check payable to IPMS/USA to:  
IPMS/USA, Dept. OC, PO Box 2475, N. Canton, OH 44720-0475



Find us on  
**Facebook**



Southern California's Premier Model Club  
HOME OF THE 2003 CHAPTER OF THE YEAR





### **Fall Edition**

**By Terry Huber – Newsletter Editor**

I like this time of year. If you ever wish to visit the left coast of California, November is one of the best times. The weather is just about right, nice and warm during the day with giant cumulus clouds with a spectacular sunset and a little chilly late at night. I think I own a jacket, but not sure where it's at because it has been a while I since I actually needed one.

In this issue there is the Notice of Election for club officers and volunteers, an article from IPMS Auckland New Zealand called Airbrush Shootout where you get to test your airbrush prowess, Cars and Coffee from Montecito CA, a brief history on Norm Grabowski the hot rod customizer and icon, and a whole lot more. The regular contest photos are back along with the News Flash messages. The Theme for this month is Thanks to the Tanks so hopefully there will be plenty of armor to see at the meeting. No go find your jacket rookie, it's getting cold at night. **TH**



Israeli E60A Blazer ERA (top) and Brazilian M60A3 illustrations by David Bocquelet at Tanks Encyclopedia [www.tanks-encyclopedia.com](http://www.tanks-encyclopedia.com). The website David has put together is well organized and an outstanding reference link. (Ed.)

# IPMS ORANGE COUNTY Newsletter

## November 2014



### Membership Renewal Form

Below is the new and improved Membership and Renewal form. Print this page, fill it out and bring it to the meeting. It is also available on-line at [www.ipmsoc.org](http://www.ipmsoc.org).



### IPMSOC MEMBERSHIP APPLICATION

Print out and fill in this form completely and bring it to one of our monthly meetings, or mail it, with your payment to IPMS Orange County, P.O. Box 913, Garden Grove, CA 92842. Thank you.

Date: \_\_\_\_\_

Application for:  New Membership  Renewal

Name: \_\_\_\_\_

Address: \_\_\_\_\_

City: \_\_\_\_\_ State: \_\_\_\_\_ Zip: \_\_\_\_\_

Contact Info: Home phone: \_\_\_\_\_ Mobile: \_\_\_\_\_

Email: \_\_\_\_\_

Date of birth (optional): \_\_\_\_\_

List memberships you have in other clubs and organizations (e.g. IPMS/USA, AMPS)

\_\_\_\_\_

What are you current modeling interests:

Aircraft  Armor  Autos  Ships  Figures  Sci-Fi  Railroad

Other: \_\_\_\_\_

What classification modeler are you currently:

Novice  Advanced  Master  Not sure

Your Signature: \_\_\_\_\_

(By signing, applicant agrees to abide by the rules and regulations detailed in the Constitution and Bylaws of IPMSOC)

**Membership rates:** All memberships are for the calendar year, January through December. Therefore, depending on when you join, the following pro-rated schedule will be used: \$22 (Jan - Mar), \$20 (Apr - Jun), \$15 (Jul - Sep), \$10 (Oct-Dec).

**Note - There is also a members dues of \$5 when you attend a monthly meeting, that is not part of this membership fee.**

IPMSOC staff only:

Membership approved \_\_\_\_\_/Date Fees Paid \_\_\_\_\_/Date Added to Roster \_\_\_\_\_/Date Badge made \_\_\_\_\_/Date





## News Flash –

In other news contributor Karl Madcharo provides a link this time on the continuing restoration process of a P-61 Black Widow twin engine night fighter used by the Army Air Force in Europe and in the Pacific. The restoration is being conducted by the Mid Atlantic Air Museum and has been going on several decades from the website information and appears to be the next flyable Black Widow. The MAAM is located in Reading PA at 1054 Arnold Road, 19605.

[http://www.maam.org/p61/p61\\_rest.htm](http://www.maam.org/p61/p61_rest.htm)

Teaser Below



## Have you heard?

Michael Bare reports on member at large Richie Scanapico. Ah yes you remember the 1/35 Dora rail gun and of course the past un-official Sergeant at Arms. Ritchie Scanapico emailed and asked about renewing his membership. He said that he was enjoying his retirement and playing with his trains. *Let me know if you want to see the G scale UP Big Boy in action in his yard in Prescott Arizona (Ed.)* He hopes to be able to stop by a club meeting sometime next year. He said to tell everyone "How Ya Doin?" **MB**



## The US Junior Scale Modeling Team

This University of Wisconsin 4-H Chartered Program provides an outlet for the Junior scale modelers in the surrounding area. Every year they make a trip to the Euro-Militaire show and enter the competition. They can't do this unless they get some help from contributions and kit donations. Contact Michael Luedke if you would like to donate. Check them out on Facebook. <https://www.facebook.com/pages/US-Junior-Scale-Modeling-Team/138546876172417>

### U.S. Junior Scale Modeling Team STASH HUNT!

**We Are Looking For Large Collections (250-3000 Kits!)  
of  
Unbuilt Kits  
Aircraft, Figures, Cars  
Armor, Ships,  
Aftermarket Resin & PE  
Anything Really!**

**One Half of all Kits Collected Will be Passed To  
The Clement Zablocki Veterans Hospital of Milwaukee  
(Rehabilitation Medicine, PTSD and Domiciliary)**

**All Others  
Will Be Sold To Raise Funds For  
The Team Travel and Shipping Funds  
We Want To Get The Kids To Euro-Militaire 2016**

**Do You Have A Stash:  
You Can't Sell?  
You Don't Know What To Do With?  
You No Longer Need?  
Shop Going Out Of Business?**

The U.S. Junior Scale Modeling Team Is A Chartered Program Of The University Of Wisconsin 4-H Program And Is An IRS Qualified 501(c) (3) Charity. We Can Give You A Serious Tax Writeoff (Consult Your Tax Advisor)

Free Pickup Within 300 Miles Of Milwaukee.  
All Others Transport To Be Arranged.

**Contact**

**Michael A. Luedke  
Americamodelers@gmail.com  
262-567-9147**



## Club Meetings in the SoCal area

### IPMS Orange County

Meets the 3<sup>rd</sup> Friday of each month  
La Quinta Inns & Suites  
3 Centerpointe Dr.  
La Palma, CA 90623  
Doors open at 7:00 p.m. till 10:00 p.m.  
Non-member fee \$7

### SoCal Amps

Meets the 2<sup>nd</sup> Saturday of each month  
Frye Sign Company  
12818 Nutwood St. Garden Grove CA  
4:00 p.m. to around 9:00 p.m.  
Bring some chairs - No-fee meeting

### Pasadena Modeling Society

Meets the 4<sup>th</sup> Friday of each month  
154 West Sierra Madre Blvd.  
Sierra Madre, CA  
Doors open at 7:00 p.m.  
Non-Member fee \$5

### IPMS San Diego Model Car Club

Meets the 2<sup>nd</sup> Tuesday of each month  
San Diego Auto Museum / Balboa Park  
2080 Pan America Plaza  
San Diego, CA

### IPMS San Diego

Meets the last Friday of each month at  
Girl Scouts San Diego  
1231 Upas St. San Diego, CA  
Use Richmond St. entrance to Upas  
Doors open at 6:30 p.m. till 10:00 p.m.  
Adult first visit is free and then \$4.00

### Secret Society of Model Builders

Meets the 2<sup>nd</sup> Sunday of each month at the  
Game Empire  
7051 Clairemont Mesa Blvd  
Suite 306 San Diego, CA  
Doors open at 6:00 p.m. till about 9:00 p.m.  
Adults are \$5

### Southern California Area Historical Miniatures Society

SCAHMS meets the 2<sup>nd</sup> Saturday of each month  
La Quinta Inns & Suites  
3 Centerpointe Dr.  
La Palma, CA 90623  
Meeting from 10:00 a.m. to 1:00 p.m.  
(*Same place as the IPMS meeting. Ed.*)

### IPMS Ontario

Meets the 1<sup>st</sup> Monday of each month  
*Except Holidays*  
Ontario Police Department  
2500 South Archibald Ave.  
Ontario, CA  
Doors open at 6:30 p.m. to 9:00 p.m.  
No fee meeting



## Club Meetings in the SoCal area

### Los Angeles Miniaturists Society

LAMS Meets the 1<sup>st</sup> Saturday of each month  
Veterans of Foreign Wars building  
1006 W. Magnolia Blvd.  
Burbank, CA 91506  
Meeting starts around 9:00 a.m. till 12:30 p.m.  
Frequent demonstrations  
Non-member fee \$5

### Ship Modelers Association - SMA

Meets the 3<sup>rd</sup> Wednesday of each month  
American Red Cross Building  
1207 N. Lemon St. Fullerton, CA 92835  
In Hillcrest Park 7:00 p.m.

### Temecula Valley Model Club

Meets on the 2<sup>nd</sup> Saturday of each month  
Kat Cenicerros Center  
29995 Evans Road, Menifee, CA 92586  
9:00 a.m. to 12:00 Noon  
Contact [ljapr@verizon.net](mailto:ljapr@verizon.net)

### IPMS South Orange County The Insane Modeling Posse

Meets on the 4<sup>th</sup> Saturday of each month  
Looking for a permanent venue but  
Now held at members residences.  
Space is limited so email ahead of time.  
9:00 a.m. to 3:00 p.m.  
Contact Terry Huber [thuber1967@yahoo.com](mailto:thuber1967@yahoo.com)  
For meeting info



## Contest Table

*By Darnell Pocinich*

Time marches on!! It's November already and Christmas is just around the corner. I think it has been a very good year for IPMS Orange County. We have had steady attendance at our monthly meetings, model contest participation has been solid and we just conducted a successful OrangeCon. Thanks to our membership for their continued support.

This month's model contest theme is "Thanks to the Tanks", a salute to the armored spear of land warfare – the tank and the crews that went into battle buttoned up inside. You armor buffs get a chance to show your skills. Build a tank in any scale and compete for the Theme Award. There are so many choices this month – WWI, WWII, Korea, Viet Nam, Iraq, the Arab-Israeli conflicts – to mention some possibilities. Crank up your armor production line and build a winner.

In December the model contest theme "The Gifted Ones" pits the British spitfires against the German Me 109s of WWII. Build a spit or a 109 or even one or more of each of these world famous dog fighters. These great planes were flown by some gifted pilots on both sides. Build a gem in any scale for December. Good Luck!!! *DP*

## Member and Modeler of the Year – MOTY

This is probably a good time to remind everyone how the Member and Modeler of The Year points can be accumulated. Below are the different categories and points assigned to those activities if you are interested in participating.

### For Member of the Year –

Doing a Club presentation program	5 points
Contributing a Newsletter item of more than a half-page	3 points
Accepting a Nomination to serve as a Chapter Officer	3 points
Participating in IPMSOC Make & Take or Table Info event	3 points
Referring a person to become an IPMS National member	3 points
Referring a person to become a new member to IPMS OC	2 points
Supporting IPMS Club displays	2 points
OrangeCon Trophy packages sold (each)	2 points
Speaking about a Show & Tell Item	1 point
Contributing a Newsletter item of a half-page or less	1 point
Working at OrangeCon – 2 hour shift Min	1 point
Maximum amount during OrangeCon	5 points

# IPMS ORANGE COUNTY Newsletter

## November 2014



### ~Notice from your Contest Director ~

I plan to award bonus points for **Member of The Year** to members who enter and win model contests outside our own monthly contest.

- 1 Bonus point plus the normal club contest point scheme for any outside contest winner
- 2 Bonus points for OrangeCon winners
- 3 Bonus points for IPMS Nationals winners
- *For example:* 1<sup>st</sup> place win at outside contest=4 points, 1<sup>st</sup> place at OrangeCon=5 points, 1<sup>st</sup> place at Nationals=6 points

### For Modeler of the Year -

Entering one or more models in the Monthly Contest	1 point
Placing in the Monthly Contest	
Judges Choice award	5 points
Theme award	4 points
First Place	3 points
Second Place	2 points
Third Place	1 point

### Member of the Year Points 2014

*NOTE: Only Top 5 point counts shown – see the club website for all of the members and points.*

Joe LoMusio	83
Sean Fallesen	60
Mark Glidden	56
Mike Budzeika	49
Terry Huber	41
Sir David Frederick	36

### Modeler of the Year Points 2014

*NOTE: Only Top 5 point counts shown – see the club website for all of the members and points*  
[www.ipmsoc.org](http://www.ipmsoc.org)

Joe LoMusio	45
Keith Mundt	30
Owen Ryan	25
Andre Alas	22
Foster Rash	14
David O'Barr	13



# IPMS ORANGE COUNTY Newsletter

## November 2014



### October Contest Entries and Results

Theme "Vietnam 1962-1972"

October 17, 2014

Total number of Modelers: 12

Total number of entries: 20

Winner in Place – Division




Bob Bolton	1/8	Robi the Robot	
	1/24	Golden Oldie	
	1/100	Skipper Riley	
Joe LoMusio	1/35	Hamburger Hill	
	1/35	M151 A2 Mutt – Saigon Siesta	3 <sup>rd</sup> Master
Bob Penikas		Sopwith Camel (paper)	
Mark Deliduka	1/72	UH-1B Huey Hog	
	1/72	OH-13B Sioux	
	1/72	M48A1 Patton	
	1/72	M48A3 Patton	
	1/72	M-113 APC	
Owen Ryan	1/72	F-105F	1 <sup>st</sup> Master, Theme Award
Michael Bare	1/1	Frankenstein Monster	
Sean Fallesen	1/700	USS Saratoga	2 <sup>nd</sup> Master
Oscar Garcia	1/8	Bride of Frankenstein	1 <sup>st</sup> Advanced / Judges Award
Jake Holshuh	1/35	Ontos	2 <sup>nd</sup> Advanced
Kenneth Pick	1/72	B-57B	
Jim Teaham	1/48	F-100	3 <sup>rd</sup> Advanced
	1/48	RA-SC	
Steve Taylor	1/48	SB2C Helldiver	





### October Photos – Display or In-Process



Paper used as cushioning for projects and more detailed paper models the 1:33 scale Me-262 and P-38H by Kartonowy Arsenal. Also presented is the Apollo re-entry vehicle in paper medium.





### October Photos – Display or In-Process




Last raffle for the year and for Mark. Thank you Mark Glidden for arranging the raffle as it was a great draw for the meeting. *(Ed.)*



### Contest Photos


Check on page 15 for model builders, subject and scale and the contest results



*Photos by Mike Budzeika*


# IPMS ORANGE COUNTY Newsletter

## November 2014



### October Contest Photos






### October Contest Photos





### October Contest Photos






# Cars and Coffee

This is the place to be every Sunday in Montecito CA. 1187 Coast Village Road where you get to see vintage, luxury modern sports and classic cars and not too many repeats either. Pete Evans sends along the most recent photos via Bob Penikas. Thanks Pete and keep 'em coming. (Ed.)



1947 Tatra 87



# IPMS ORANGE COUNTY Newsletter

## November 2014



1959 Rover 100



1960 Alfa Romeo Sprint Speciale



2008 Porsche Turbo Cabriolet

# IPMS ORANGE COUNTY Newsletter

## November 2014



1921 Ford Model T Touring



1952 Ford Siata



1954 Rolls-Royce Silver Dawn



Ford Model A Modified



# IPMS ORANGE COUNTY Newsletter

## November 2014



1952 Cadillac  
Coupe Deville



AC Cobra 289



Ferrari Mondial Cabriolet



# IPMS ORANGE COUNTY Newsletter

## November 2014



Ford Model A rod



Porsche 911 GT3 (orange) and current GT3 (white)



Remember this photo from Cars and Coffee last issue? This is a Norm Grabowski shift knob for your Hot Rod. Now this means something special if you have one of these. Club member Foster Rash explains a little more in his article here. Lots of info in this one readers. (Ed.)

## Who is Norm Grabowski?

*By Foster Rash*

Every time Byron Evans posts another batch of “Cars and Coffee” photos I say to myself, “I’ve got to get up there!” In the October newsletter he included a shot of a Norm Grabowski shift knob. I wondered if our non-automotive modelers appreciated the significance of this piece of hot rod art and history.

You may not know Norm Grabowski by name but I’m sure most “baby boomers” know of his work. He built the car that came to be known as “Kookie’s Kar” from the 1958-64 TV show “77 Sunset Strip.” The car was wildly popular and a kit car industry emerged because so many people wanted their own “Kookie Kar.” There were so many cars built during the “Kookie Kar” craze that the style came to be called a “Fad T” and was instrumental in launching both the kit car and street rod movements.

Fast forward 60 years and people are still buying kits to build these things!

Hot rod Model T Fords had been around for decades when Grabowski built his in the mid-‘50’s. But his was assembled around a post-war Cadillac overhead valve V-8 engine. To make room for the engine, he cut sections out of the rear of the chassis and welded them to the front to extend the engine bay. The truncated rear and lowered frontend gave the car a distinctive exaggerated stance. No one had built a T like that before.

Take a look at Norm’s home movie, *The Car that Ate My Brain*, to see the car in action

<http://www.bing.com/videos/search?q=77+sunset+strip+kookie+car&qpv=77+sunset+strip+kookie+car&FORM=VDRE#view=detail&mid=2B9DF2D2DC87A3D25862B9DF2D2DC87A3D2586>. It was featured in all the popular car magazines including the cover of Hot Rod in 1955.

# IPMS ORANGE COUNTY Newsletter

## November 2014



### Who is Norm Grabowski?

A fad begins



In 1957 LIFE magazine did a feature on hot rod culture which included a shot of Norm and a friend in the car at a Hollywood drive-in. That led to Warner Brothers approaching Grabowski about using the vehicle in the *77 Sunset Strip* TV series as “Kookie’s” car. “Kookie”, played by teen heart-throb Edd Byrnes, was an ultra-cool, jive-talking hipster parking valet and aspiring private eye obsessed with keeping his hair perfectly combed. Hey daddio, get hip to the scene and dig some of Kookie’s cool dialogue!

<http://www.bing.com/videos/search?q=edd+byrnes&FORM=HDRSC3#view=detail&mid=72F1CA27BD8185D9CE4B72F1CA27BD8185D9CE4B>.



### Who is Norm Grabowski?

Some of you may remember the Connie Stevens / Edd Byrnes 1959 novelty hit “Kookie, Kookie Lend Me Your Comb” with those great lyrics like “I’ve got smog in my noggin ever since you made the scene. Baby, you’re the ginchiest!” See Connie and Kookie on American Bandstand <http://www.youtube.com/watch?v=MT9QZBGyXjU> .



Kookie, Kookie Lend me your comb



Norm gives with a few rodding pointers as Warner Bros. starlet Connie Stevens and Edward Byrnes absorb. Byrnes, who is featured in “77 Sunset Strip,” plays the part of Kookie, a parking lot attendant who aspires to be a private eye.

Norm gives with a few rodding pointers



Kookie’s Rod, It’s the coolest, the wildest!

Kookie was too cool for school and a lot of guys (including me when I was in Jr High) wanted to be hip and drive around in a car like his. An industry sprang up to supply parts and even complete kits to fulfill that fantasy.

# IPMS ORANGE COUNTY Newsletter

## November 2014



**SPEEDWAY'S NEW**

# Kookie Kar



Man, you're really living when you blast past the gang in your own rod... one you build yourself... from the ground up—And one with the new SPEEDWAY MOTORS Iron-Glass 'Kookie Kar' body and Speedway Motors frame. Buy the complete 2-piece kit, build up the basic car; as for additions, let your imagination be your guide. **Kookie Kar Body and Frame Package ..... \$139.00**

If you have a frame to build from, buy the Kookie-Kar body separately. It's new; it's different; and because it's Iron-Glass, it's SAFE! Be the first in your neighborhood to build up a Speedway Motors 'KOOKE KAR.'

**Kookie Kar Body..... \$69.00**

Send \$1 for brochure (\$1 applies on your merchandise ordered)



**Speedway**  
MOTORS

1719 N Street  
Lincoln, Nebraska

One of America's Largest Supplies of Speed & Power Equipment

Speedway Motors body/frame was only \$139

Now you can own your exciting new 23' T' with 6 new kits to choose from! Bird automobiles Pay-As-You-Build Plan you can build now and pay later! Buy FACTORY DIRECT and SAVE!

**Stage I kit \$1595**



**23' T' street roadster kit** **\$1595**  
Financing Available

Ready to bolt together with your favorite small block V-8 engine and GO!



Shown on right is Stage IV Super Kit

Stage I kit Specifications:  
23' T' body (not shown)  
18" pick up box (not shown)  
Rear coil suspension  
Rear shocks  
Ford Chevy rear axle gears  
Front leaf spring & brackets  
Radiator flods with ends  
Complete front spindles  
Precision lig-welded frame  
Motor mounts  
Transmission mount  
Brake pedal/master cylinder  
Steering gear, column wheel

New you can buy FACTORY DIRECT and choose from exciting new kits starting with the budget Stage I kit for only \$1595. NO WELDING! Just out to BIRD automotive new colored brochure for only \$5. Also a complete new accessories and parts book for only \$7. Order Today!

**SEND ONLY \$5 FOR BROCHURE!**

**BIRD** **Auto Accessories**  
4444 West Dodge Rd., Dept. 68-1  
Omaha, Nebraska 68116

**TIME PAYMENT**

BIRD automotive now has available a Pay-as-You-Build Plan you can arrange credit for your kit price. We will send you a credit with your colored brochure when application with your down pay your order is TODAY!

RUSH my color brochure (\$5)  BIRD HOT LINE (402) 387-3811  
 RUSH my accessories book (\$7)  HURRY and RUSH everything (\$10)  Master Charge/Visa/C.O.D.  
First Class Mail Add (\$2)

Name \_\_\_\_\_  
Address \_\_\_\_\_  
City \_\_\_\_\_ State \_\_\_\_\_ Zip \_\_\_\_\_  
Prices and Specifications subject to change without notice

The Bird T roadster kit originally sold for \$399



“TV Tommy” Ivo’s copy of Grabowski’s rod



Ed Roth’s “Tweedy Pie” version of the Fad T


# IPMS ORANGE COUNTY Newsletter

## November 2014



### Who is Norm Grabowski?

And for those too young to drive there were plastic models.



Monogram "Little T"



Lindberg put their own spin on the style

Grabowski's association with *77 Sunset Strip* led to some acting roles in TV and teenage hot rod/beach party type flicks.

Tommy Kirk, Annette Funicello and Norm Grabowski in *Merlin Jones*

Norm went on to build other cars and custom motorcycles.



Indian motorcycle with 6 cylinder Corvair engine  
He became interested in wood carving and created "shift knobs" that were really works of art suitable for display in a finer setting than on the end of a shift lever.



### Who is Norm Grabowski?



Norm at work



Skull shift knob



Rocking horse



Check out <http://www.normsnews.com/index.html> to see his art. Norm passed away in 2012 and his work is becoming increasingly collectable. The shift knob in Byron's photo is probably worth over \$1,000!





### Who is Norm Grabowski?

#### Sidebar: Dino's Lodge

Dino's Lodge was an Italian restaurant on the Sunset Strip. I had always assumed it was owned by Dean Martin because his face was on the sign. While doing some research for this article I learned otherwise. I thought it was a bit of showbiz trivia you guys might find interesting. The Sunset Strip is a stretch of Sunset Blvd between Hollywood and Beverly Hills. Since it was outside LA city limits and beyond the jurisdiction of the LAPD, "the Strip" in the "Roaring '20's" was known for speakeasy's, gambling and illicit nightlife. During Hollywood's golden age, the Strip became a glamorous playground for the rich and famous. Some of its expensive casinos, nightclubs and restaurants were owned by gangsters which added to the mystique. This was the LA of Raymond Chandler novels. In 1957 the owners of a failing restaurant, the Alpine Lodge, approached Dean Martin about using his nickname and likeness to promote their establishment. Martin agreed to be the front man for 50% of the profits but he had no ownership in the restaurant. Dino's quickly became an in-crowd hangout for celebrities including Martin's pals Frank Sinatra, John Wayne and Ernie Kovacs. Dino's Lodge was very successful and Martin considered opening Dino's Lodges of his own in Palm Springs and San Francisco.

Kookie played the parking valet at Dino's Lodge

Naturally the hippest private eyes in LA should have their offices next door to the hippest night spot in LA. So Warner Bros made a deal with Martin to include a shot of Dino's in the opening of each episode of *77 Sunset Strip* to establish the location for the show ("77" was a fictitious address. Stu Bailey's detective agency would have been 8534 Sunset as Dino's was at 8532). Warner Bros built a replica of Dino's at their studio and the show was filmed on their lot. Only the opening titles were shot on location. You can see the opening here



[http://www.bing.com/videos/search?q=77+sunset+strip+tv+show&FORM=HDRSC3#view=detail&mid=B565D7B48BCB6872CA0\\_EB565D7B48BCB6872CA0E](http://www.bing.com/videos/search?q=77+sunset+strip+tv+show&FORM=HDRSC3#view=detail&mid=B565D7B48BCB6872CA0_EB565D7B48BCB6872CA0E).

The popular program was free advertising for Dino's plus Dean got paid for it! But the deal did not turn out to be as sweet as it seemed. Due to the popularity of *77 Sunset Strip*, Dino's Lodge soon became a tourist attraction and the Hollywood celebrities found somewhere else to go.






### Who is Norm Grabowski?

Martin suspected the owners of under-reporting profits and installed his brother as general manager to protect his percentage. Dean wanted a larger cut and his relationship with the owners grew sour. Finally, Martin sued and lost (1962). To add insult to injury, the court found that Martin did not have legal rights to the name "Dino" or his caricature on the sign. A Dean Martin impersonator was hired and Dino's Lodge continued on as a tourist trap without Martin until it closed in the late '70's. The building was demolished in 1985. Dean said, "I should have my head examined" for ever getting involved in the deal.

So what does any of this have to do with modeling? I present to you Dino's Lodge on Lee Willis' O gauge (1:48 scale) train layout! **FR**

Starlet Veranda Turbine has just arrived in a pink T-Bird.



### Airbrush Shootout

The following article 'Airbrush Shootout' appeared in the IPMS Auckland New Zealand Scale Mail Newsletter from October. I want to thank Pete Foxley, the IPMS NZ Secretary, for permission to reprint here. Try the Shootout yourself with the template after the main article. The template is slightly reduced to get it on the page. The smallest circle is actually around 1/16" diameter. (Ed.)



# AIRBRUSH SHOOT-OUT



Over the last few meetings we have been talking quite a bit about airbrushes and had a chance to try out members' varieties back in July. So it seemed only right that we should put the knowledge to the test in September with the Airbrush Shoot-Out, where members put their money where their mouths were or paint where the air was or something like that and tried their hand at a few spraying exercises. To be fair, there was quite a bit of reticence rather than bragging, although once they got into it a fair few found it both fun and instructive.

The exercises were based loosely on those that get taught at airbrush artistry schools and there are a fair few available online. They teach basic airbrush control – how to apply the air and paint in a smooth way with no splats and just the right size of line or dot, varied by distance to the page and the trigger. The second skill is being able to trace a path, which involves a high degree of fine motor control and knowing where the paint will hit the paper. The final test is building up a uniform gradated fade from dense colour to nothing. This latter exercise normally takes the form of spraying a three dimensional object such as a cube, usually with masks to define the edges.

We used my Iwata HP-B dual action airbrush with 0.2mm needle set-up and ordinary blue writing ink. The exercise sheet is at the end of the article for those who want to have a go at home. Everyone did very well, given the fact that it wasn't their airbrush, although I think all of us could ultimately do with some more practice! One thing that will definitely make you more accomplished is practice and most courses will tell you to keep on at the exercises until you can do them in your sleep. One aspect oft-neglected though, is doing a bit of a warm up before actually going at a model – it really does help to spray a few lines, dots and gradients on paper to "get your eye in" before tackling the plastic you have just spent 75 hours filling and sanding to perfection – sounds obvious, but I am as guilty as the next man for not doing it – so do as I say not as I do!

On a similar note, it is also well worth spending an afternoon mucking about on paper with a new airbrush, especially if it is your first, to get to know what it can do. You might be surprised what even a \$60 affair from Super Cheap Auto is capable of these days and with only a small amount of practice you will wonder why you ever found those fluffy cloud breakup schemes on German WWII fighters anything but a piece of cake!

For further info online just Google "Airbrush exercises" and loads will turn up. This site is particularly useful: [www.airbrushtutor.com](http://www.airbrushtutor.com).

Thanks to everyone brave enough to take part and as for who won the \$25 ModelAir voucher? Well you'll just have to wait until Tuesday's meeting for that one...


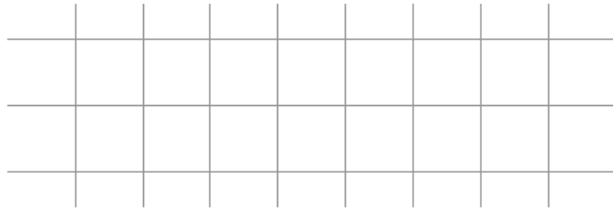
Pete F.

# IPMS ORANGE COUNTY Newsletter

## November 2014




1. Put a spot on each intersection




6. Copy the gradation above



2. Fill each circle (Best of 3)




3. Trace each circle (Best of 3)



4. Trace each line (Best of 3)



5. Trace each line (Best of 3)





## Upcoming Events

### **Sunday, January 25, 2015**

Winterfest 2015

Secret Society of Model Builders

San Diego Air & Space Museum

Gillespie Field in El Cajon CA

9:00 a.m. to around 3:00 p.m

Contact Daniel Covey

[dancinsd@gmail.com](mailto:dancinsd@gmail.com)

### **Sunday, March 1, 2015**

25<sup>th</sup> Anniversary Edition of the ValleyCon Show

Pasadena Scale Modelers

Ronald Reagan Presidential Library

40 Presidential Drive Simi Valley CA 93065

Air Force One Pavilion

10:00 a.m. to 4:00 p.m.

George Creed Productions with

Peterson Automotive Group

### **Saturday, April 11, 2015**

IPMS Silicon Valley

Silicon Valley Classic 2015

Naperdak Hall

770 Montague Expressway

San Jose, CA

[www.svsm.org](http://www.svsm.org)

*(Editors note: Probably one of the best IPMS websites around. Tons of reference photos from just about everywhere you can think of.)*

# IPMS ORANGE COUNTY Newsletter

## November 2014



### IPMS/OC MEETINGS AND CONTEST THEMES FOR 2014

January 17<sup>th</sup> – DESERT STORM I - 1991

February 21<sup>st</sup> – WORLD WAR I –  
THE GREAT WAR

Any subject in any scale that participated in this war of firsts (first use of aircraft, tanks, etc.)

March 21<sup>st</sup> – MUSTANG CHALLENGE – CAR VS PLANE

Pick one or both and build great mustangs.

April 18<sup>th</sup> – APRIL FOOLS

Build something funky and crazy.

May 16<sup>th</sup> – THE RED STAR

Any Soviet subject in any scale.

June 20<sup>th</sup> – D-DAY 1944 INVASION NORMANDY

Any subject, allied or axis, in any scale that participated in the action on June 6, 1944

July 18<sup>th</sup> – BASTILLE DAY

Salute to anything French in any scale.

August 15<sup>th</sup> - CRUISE THE OC/IPMS NITE

Build an automotive subject you would be proud to show off while cruising in O.C.

September 19<sup>th</sup> – TIN CAN SALUTE

A tribute to the protectors of the fleet. Build a destroyer of your choice

October 17<sup>th</sup> – VIET NAM (1962 – 1972)

Any subject in any scale. Build a tribute to our Viet Nam veterans.

November 21<sup>st</sup> – THANKS TO THE TANKS

Celebrate the contributions of tanks and their crews to armored warfare. Any scale works.

December 19<sup>th</sup> – “THE GIFTED ONES” SPITFIRE VS ME-109

Pick your favorite from this pair of gifted WW II fighters in any scale.


January 16<sup>th</sup> 2015 – THINK BIG – 1/32<sup>nd</sup> OR LARGER KIT

Only the scale limits your choices here. Build big for the fun of it





## SHIP MODELERS Association



Dutch warship of 1654 by Sid Siegel

### About SMA

The Ship Modelers Association was founded in 1973 to preserve and promote the art of ship modeling. Membership is open to anyone with an interest in nautical history and an appreciation for ship models. Modelers at all levels of expertise, from novice to professional, are welcome.

### Monthly Meetings — 3rd Wednesday at 7 PM

Our monthly meetings feature an exhibit of ship models, both finished and under construction, from sailing ships to steel navy. Models may be kits or original, made of any material, and include models being restored. Discussions range over the history of the ship, technical and artistic aspects of construction, research sources, methods of restoration and preservation, and whatever anyone finds interesting. Problem solving and technical advice benefit all. We often have sales of donated books and tools. Books, tools, and modeling supplies are auctioned annually. Visitors are welcome to observe and bring models.



American Red Cross, Hillcrest Park  
1207 N. Lemon St., Fullerton, CA 92835

### Newsletter

Our monthly newsletter includes articles about modeling techniques, members' current projects, maritime history, future activities and exhibits. It is distributed to all members by e-mail in color or by post in black and white.

### Newport Harbor Nautical Museum

SMA members support the Newport Harbor Nautical Museum and its mission, and we are proud to have our models displayed in special museum exhibits.



# Join SMA Today!

### Membership Application

Name \_\_\_\_\_  
 Address \_\_\_\_\_  
 City \_\_\_\_\_ State \_\_\_\_\_ Zip \_\_\_\_\_  
 Country \_\_\_\_\_  
 Telephone (\_\_\_\_) \_\_\_\_\_  
 e-mail \_\_\_\_\_

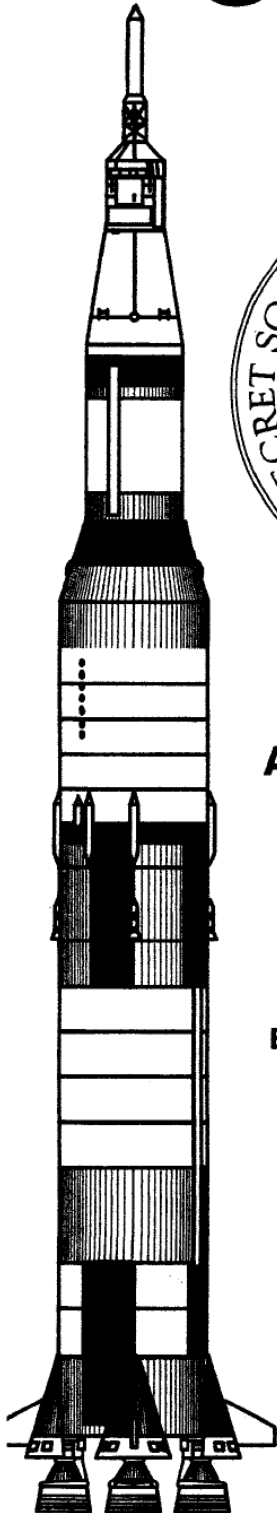
### Mail Application and Check to:

Ship Modelers Association  
 c/o Mike Dicerbo  
 15320 Ocaso Ave. #DD204  
 La Mirada, CA 90638

Regular \$25.00 / year  
 Corresponding \$20.00 / year  
 greater than 100 miles  
 Half price after July !!



# SCALE MODEL CONTEST AND SWAP MEET



## JANUARY 24th 2015

Air & Space Museum Annex, Gillespie Field, El Cajon CA

MODEL REGISTRATION FROM: 9:00AM - 12:00PM  
SEE BACK OF FLYER FOR VENDOR INFORMATION

**"Open Judging" - All models entered receives a Gold, Silver, or Bronze award.  
You can also win: Best in Category, Best in Show, and Show Theme  
The judging criteria is based on fit and finish, non IPMS rules.  
Each model will receive comments from the judges to help you see what they see.**

Entry fee at door: \$3  
Entry fee for contest: \$10 (includes 3 models) \$2 for each additional model  
Scale model raffle tickets: \$1 each or 15 for \$10

**BIG TICKET RAFFLE ITEMS INCLUDING: DRAGON 1:72 SATURN V**

## SHOW THEME - SPACE RACE



See us here: <http://sdmodelclub.com>  
For more information contact - Daniel Covey - [dancinsd@gmail.com](mailto:dancinsd@gmail.com)



**March 1, 2015**

**10AM-4PM**

### Location

The Ronald Reagan  
Presidential Library and Museum  
40 Presidential Drive, Simi Valley, CA 93065  
[www.ReaganLibrary.com](http://www.ReaganLibrary.com)

### Awards

1st, 2nd and 3rd place for all categories, Tracey Ann Yeager Memorial Naval Aviator Award, CMDR Seymour Udell Memorial Submarine Award, Best of Show, Best Paint, and Theme Awards: Multi Engine Aircraft (All Scales) and The Presidential Reagan Era (80's), Best of Division (Aircraft, Armor, Automobiles, Figures, Ships, Sci-Fi)

### Admission

Contestant/Spectator: **\$16.00\***  
Contestant Under 12: **\$9.00\***  
Children Ages 3-10 years: **\$6.00**  
Children Under 2: **FREE**  
Parking: **FREE** (FREE shuttle service available for off site parking)

\*Includes UNLIMITED MODEL ENTRIES and museum tours of the Reagan Museum, Air Force One Pavilion and the "Amazing Automobiles" exhibit in conjunction with the Petersen

*Membership of Pasadena Modelers Society, or any Club not required for participation in contests*

*Vendor applications available at a later date*

*Raffle tickets available at the main store next to the Berlin Wall*

### Contest Categories (Subject to changes or category splits)

Aircraft 1/72nd Scale Single Engine Prop  
Aircraft 1/72nd Scale Multi Engine Prop  
Aircraft 1/72nd Jets (Single or Multiple Engine)  
Aircraft 1/48th Scale Single Engine Prop  
Aircraft 1/48th Scale Multi Engine Prop  
Aircraft 1/48th Scale Jets (Single or Multi Engine)  
Aircraft 1/32nd Scale or Larger (All Types)  
Aircraft Bi-Planes & Rigged Aircraft (All Scales)  
Aircraft Rotary Wing Aircraft  
Armor 1/72nd Scale (All Types)  
Armor 1/48th Scale (All Types)  
Armor 1/35th Scale Tanks (WWI-WWII)  
Armor 1/35th Scale Tanks: Modern (After WWII)  
Armor Artillery/Rockets (All Scales, All Eras)  
Armor 1/35th Scale Soft Skin  
Automobiles Hot Rods  
Automobiles Low Riders  
Automobiles Motorcycles (Military/Civilian)  
Automobiles Competition Cars  
Automobiles Factory Stock  
Figures 54mm & Smaller  
Figures 60mm & Larger  
Ships 1/700th Scale & Smaller  
Ships 1/350th Scale & Larger  
Ships 1/144th and Larger  
Submarines (All Scales)  
Star Wars/Star Trek/ Battlestar Galactica  
Creatures/Robots/Figures  
All Other Sci Fi  
Diorama Large Scale (Vehicle and Five Figures)  
Diorama Vignette (Vehicle and Less Than Five Figures)  
Collections (Five or More closely related items)  
Junior (All Scales, All Types, Twelve Years Old or Younger)

Visit our website [VALLEYCON.WORDPRESS.COM](http://VALLEYCON.WORDPRESS.COM) for information about 2015 as well as previous shows.






### BERT KINZEY'S

# DETAIL & SCALE IS BACK!

The First Digital Detail & Scale Volume: The McDonnell F3H Demon

The series you looked to for years for accurate information on military aircraft and modeling kits is returning!



Look for Detail & Scale's F3H Demon later this year with more titles to follow in 2014



For decades, the Detail & Scale Series set the standard of providing military aviation and modeling information for the enthusiast. Detail & Scale now returns and enters the digital age with new books that carry on that established standard and take it to a new level. Published in both iBook and Kindle formats, these books will have all the features of the popular Detail & Scale Series of printed books, including the Modelers' Section but will have more color and more photographs as well as extensive artwork.

Look for updates on the new Detail & Scale Series on our website: [www.detailandscale.com](http://www.detailandscale.com)  
You can also find us on Facebook at: <https://www.facebook.com/milavnarc>





### Features of Detail & Scale's first digital publication on the **McDonnell F3H Demon** include:

1. A complete **Developmental History** of the aircraft including how it was designed to meet specific needs of the Navy and where it fit in to the development of carrier based jet fighters in the 1950s.
2. A chapter on **Demon Variants** that covers the prototypes and each production version of the Demon, explaining in considerable detail the differences and the weapons each could employ.
3. A chapter called **Demon Daze** written by several pilots who flew the Demon. This chapter is filled with informative and interesting observations from pilots who actually strapped into the aircraft and took it into the skies!
4. A chapter covering **Squadrons & Deployments** takes looks at every squadron that flew the Demon with paint schemes and markings illustrated by photographs and color artwork developed specifically for this publication. Every deployment made by these squadrons is covered with a brief unit history of each. Many rare and never-before-published color photographs of Demons are also included in this section and throughout the book.
5. **Demon Details** is *the most extensive detail chapter ever included in a Detail & Scale publication* illustrating the Demon with scores of detail photographs. All of the photos are in color, and almost all were taken specifically for this publication to provide the best and most complete coverage possible in this detailed look at the aircraft.
6. Detail & Scale's usual **Modeler's Section** that discusses, reviews, and illustrates the scale models of the Demon.

Other features of the book include four-view scale drawings in color and original and highly detailed artwork illustrating the cockpit details and the two types of ejection seats, all of which were created specifically for this publication. There is also a look at the restoration process for the Demon on display at the National Museum of Naval Aviation.

# The Aviation Historian<sup>®</sup>

The modern journal of classic aeroplanes and the history of flying

*issue no 7*

## **SIZEMATTERS...**



# The Aviation Historian®

The modern journal of classic aeroplanes and the history of flying

**A new independent quarterly, created with passion & precision,  
in compact format with clean design. Flying history for connoisseurs.**

Produced by experienced former *Aeroplane* magazine principals Nick Stroud and Mick Oakey, *The Aviation Historian* explores the less-trodden paths of military and civil aeronautical history from its beginnings to modern jets and the birth of spaceflight. No news; no events listings; just the most up-to-date historical research for aviation's true believers.



## WHAT THEY'RE SAYING ABOUT *THE AVIATION HISTORIAN*

"Production values are high, with the many illustrations crisply reproduced . . . I wish this enterprise success." — Wg Cdr C.G. Jefford in *Royal Air Force Historical Society Journal*

"Beautifully produced and distinguished by paperback-book dimensions that give it a different feel to the usual run of newsstand magazines . . . The writing is authoritative throughout . . ." — *Pilot* magazine

"Invites you to have a 'conversation' with the topic matter and is lively and engaging . . . research rich, factually dense and of academic value" — Minerva Miller, University Librarian at the University of London

"Authoritative in-depth articles . . . all have impressive content . . . this is a work of reference to keep. Highly recommended" — *NZ Aviation News*

■ 1-year subscription (4 issues) £44 UK, £53 Europe, £62 RoW ■ 132 pages ■ 245mm x 170mm ■ Perfect-bound

Want to know more? Visit our website: [www.theaviationhistorian.com](http://www.theaviationhistorian.com)

+44 (0)7572 237737 (mobile) TAH, PO Box 962, Horsham RH12 9PP, UK

REVERSE SIDE A classic 1950s photograph of BOAC Boeing Stratocruiser G-AKGM Castor (with an unidentified sister Strat in the background) outside the corporation's distinctive new maintenance hangar at Heathrow, designed by Sir Owen Williams and built during 1950–55.

